

# Scrutiny Meeting Review



SOUTH LONDON  
WASTE PARTNERSHIP

**CROYDON**  
[www.croydon.gov.uk](http://www.croydon.gov.uk)



# Overview of services for the year



21.6M

Collections made



125,346

Tonnes collected



35,000

Containers delivered



97.5%

Fly tips collected within SLA



9683

Bully waste collections completed



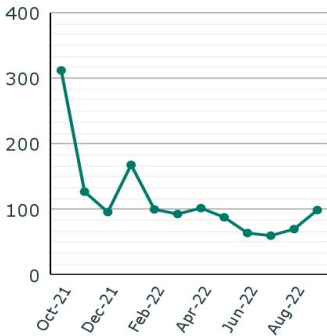
# Collections Service Performance

# Refuse Per 100K



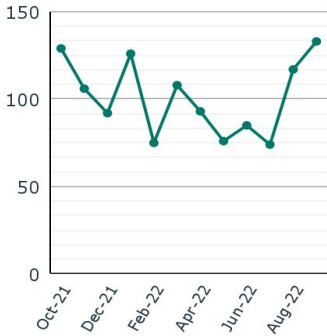
Month	Per 100K
Oct-21	167
Nov-21	125
Dec-21	113
Jan-22	141
Feb-22	131
Mar-22	117
Apr-22	89
May-22	85
Jun-22	92
Jul-22	113
Aug-22	131
Sep-22	113

# Paper & Card Per 100K



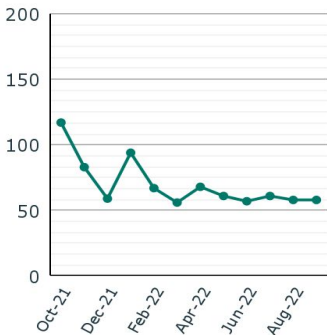
Month	Per 100K
Oct-21	312
Nov-21	127
Dec-21	96
Jan-22	168
Feb-22	100
Mar-22	93
Apr-22	102
May-22	88
Jun-22	64
Jul-22	60
Aug-22	70
Sep-22	90

# Food Per 100K



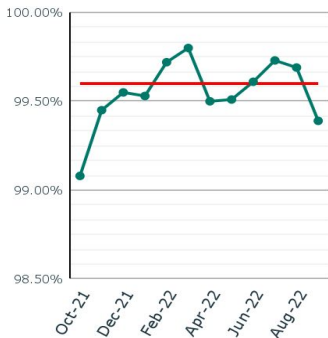
Month	Per 100K
Oct-21	129
Nov-21	106
Dec-21	92
Jan-22	126
Feb-22	75
Mar-22	108
Apr-22	93
May-22	76
Jun-22	85
Jul-22	74
Aug-22	117
Sep-22	133

# Container mix Per 100K



Month	Per 100K
Oct-21	117
Nov-21	83
Dec-21	59
Jan-22	94
Feb-22	67
Mar-22	56
Apr-22	68
May-22	61
Jun-22	57
Jul-22	61
Aug-22	58
Sep-22	58

# Garden waste strike rate



Month	Strike rate
Oct-21	99.08%
Nov-21	99.45%
Dec-21	99.55%
Jan-22	99.53%
Feb-22	99.72%
Mar-22	99.80%
Apr-22	99.50%
May-22	99.51%
Jun-22	99.61%
Jul-22	99.73%
Aug-22	99.69%
Sep-22	99.39%



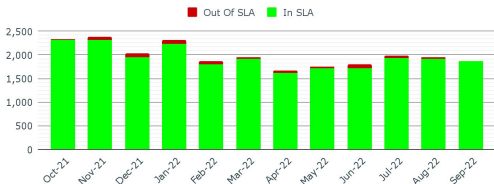


# Street Cleansing Performance

# Flytips & Sweeper Sacks



## SPI 9: Rectification of Flytips within 24 hours



MONTH	Oct-21	Nov-21	Dec-21	Jan-22	Feb-22	Mar-22	Apr-22	May-22	Jun-22	Jul-22	Aug-22	Sep-22
Total	2,338	2,386	2,025	2,317	1,862	1,942	1,662	1,755	1,795	1,988	1,958	1,873
In SLA	2,309	2,323	1,947	2,239	1,806	1,911	1,612	1,718	1,724	1,933	1,925	1,863
Out Of SLA	29	63	78	78	56	31	50	37	71	55	33	10
% IN SLA	98.76%	97.36%	96.15%	96.63%	96.99%	98.40%	96.99%	97.89%	96.04%	97.23%	98.31%	99.47%

## SPI 17: Collection of Sweeper Sacks within 24 hours

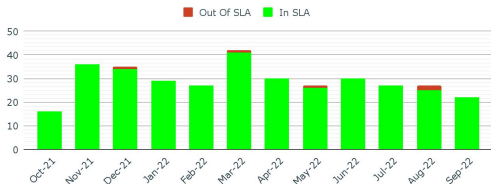


MONTH	Oct-21	Nov-21	Dec-21	Jan-22	Feb-22	Mar-22	Apr-22	May-22	Jun-22	Jul-22	Aug-22	Sep-22
Total	12	11	21	12	3	8	13	27	9	23	24	16
Within SLA	12	11	19	12	3	8	13	27	9	22	24	16
Out of SLA	0	0	2	0	0	0	0	0	0	1	0	0
% IN SLA	100.00%	100.00%	90.48%	100.00%	100.00%	100.00%	100.00%	100.00%	100.00%	95.65%	100.00%	100.00%

# Empty Litter Bins & Drug Paraphernalia

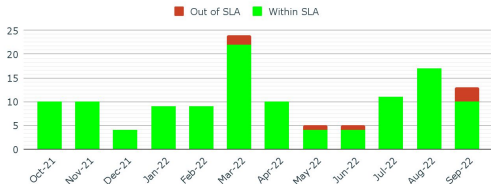


## SPI 14: Rectification of Empty Litter Bin events within SLA



MONTH	Oct-21	Nov-21	Dec-21	Jan-22	Feb-22	Mar-22	Apr-22	May-22	Jun-22	Jul-22	Aug-22	Sep-22
Total	16	36	35	29	27	42	30	27	30	27	27	22
In SLA	16	36	34	29	27	41	30	26	30	27	25	22
Out Of SLA	0	0	1	0	0	1	0	1	0	0	2	0
% IN SLA	100.00%	100.00%	97.14%	100.00%	100.00%	97.62%	100.00%	96.30%	100.00%	100.00%	92.59%	100.00%

## SPI 16C: Rectification of Drug Paraphernalia events within 4 hours

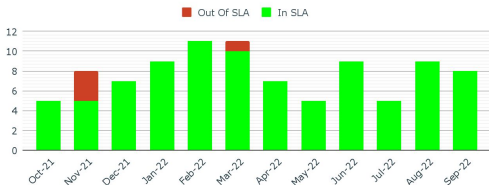


MONTH	Oct-21	Nov-21	Dec-21	Jan-22	Feb-22	Mar-22	Apr-22	May-22	Jun-22	Jul-22	Aug-22	Sep-22
Total	10	10	4	9	9	24	10	5	5	11	17	13
Within SLA	10	10	4	9	9	22	10	4	4	11	17	10
Out of SLA	0	0	0	0	0	2	0	1	1	0	0	3
% IN SLA	100.00%	100.00%	100.00%	100.00%	100.00%	91.67%	100.00%	80.00%	80.00%	100.00%	100.00%	76.92%

# Street Below Grade



## SPI 15: Rectification of Town Centre Street Below Grades within 2 hours



MONTH	Oct-21	Nov-21	Dec-21	Jan-22	Feb-22	Mar-22	Apr-22	May-22	Jun-22	Jul-22	Aug-22	Sep-22
Total	5	8	7	9	11	11	7	5	9	5	9	8
In SLA	5	5	7	9	11	10	7	5	9	5	9	8
Out Of SLA	0	3	0	0	0	1	0	0	0	0	0	0
% IN SLA	100.00%	62.50%	100.00%	100.00%	100.00%	90.91%	100.00%	100.00%	100.00%	100.00%	100.00%	100.00%

## SPI 16: Rectification of Non Town Centre Street Below Grades within 24 hours



MONTH	Oct-21	Nov-21	Dec-21	Jan-22	Feb-22	Mar-22	Apr-22	May-22	Jun-22	Jul-22	Aug-22	Sep-22
Total	258	399	360	354	225	304	227	244	223	266	350	343
In SLA	256	393	357	353	224	303	226	243	223	264	350	343
Out Of SLA	2	6	3	1	1	1	1	1	0	2	0	0
% IN SLA	99.22%	98.50%	99.17%	99.72%	99.56%	99.67%	99.56%	99.59%	100.00%	99.25%	100.00%	100.00%